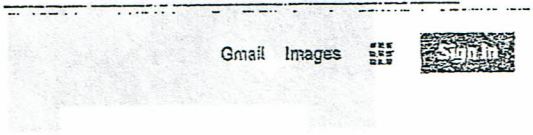




Student Tutorial: Google Drive

To sign in to your google account:


1. Open Google Chrome and go to www.google.com
2. Click Sign in (at the top right corner)



3. Enter Username: (your Student id)@student.amphi.com




4. Enter Password: your first name with the first letter capitalized (example: Chris)




To get to your teacher's classroom:

1. Click on the 9 boxes in the upper right hand corner



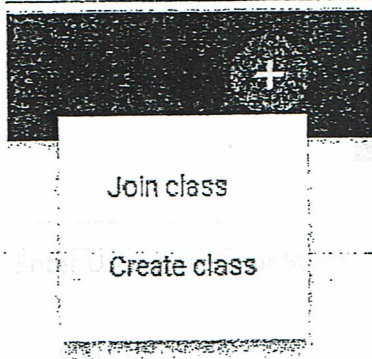
2. Click on Classroom



3. Click on plus sign (at the top right Corner)



4. Click Join Class



5. Type in the code given by your teacher

Join class

Ask your teacher for the class code, then enter it here.

Class code

CANCEL JOIN

6. Click Join

To submit your assignment:

1. Find the assignment and click open



DONE

mp3

OPEN

Add class comment...

2.

3. Click Add

Files you add or create can be viewed and edited by your teacher


Mark as done or attach work to turn in

ADD

CREATE

MARCAS DOTE

4. Click File



5. Select the File you want to turn in


6. Click Upload

7. Click Turn In

Your work

Files you add or create can be viewed and edited by your teacher

UNSUBMITTED



ADD

CREATE

TURN IN

Add private comment...