

October 3, 2023

Annual Bond & Capital Expenditure Report

Per A.R.S. § 15-491 (K)

7/1/22 – 6/30/23





Per A.R.S. § 15-491 (K)

District Administration is required to present to the Board an annual review of projects being funded with bond funds

Included in this presentation is data from three District funding sources for facility capital improvements:

Bond Funds

Adjacent Ways Funds

Building Renewal Grant Funds





Adjacent Ways Project Expenditures

\$222,939

- Cross bus & fire lane paving/sealcoating - \$82,895





- Ironwood Ridge High School fire lane reconstruction - \$140,044





Building Renewal Grant Expenditures

\$3,845,240

Amphitheater High School - \$457,904

- Evaporative cooler replacements - \$23,061
- Central plant 3 hot water line replacement - \$11,097
- East campus roof assessment - \$8,365
- 300 wing structural repairs - \$272,504
- West campus roof assessment - \$5,741
- North gym HVAC conversion - \$107,455
- Central plant 3 water treatment repairs - \$2,554



- Classroom flooring - \$27,127





Canyon del Oro High School - \$35,199

- Roof replacement phase II - \$19,573
- North gym HVAC conversion - \$15,626

Cross Middle School - \$1,691,274

- Campus roof replacement - \$1,690,159
- HVAC repair - \$1,115



Cross Campus Roof Replacement



Harelson Elementary School - \$15,085

- Funhouse weatherization – \$15,085

Ironwood Ridge High School - \$127,511

- Fine arts/gym weatherization design - \$35,300
- Fine arts/gym weatherization - \$52,374
- Lecture hall remediation - \$39,837



La Cima Middle School - \$12,285

- Weatherization assessment - \$5,440
- Roof assessment - \$6,845

Nash Elementary School – \$1,127

- Cooling tower water treatment repairs - \$1,127



Mesa Verde Elementary School - \$1,325,797

- Roof replacement - \$1,325,797





Painted Sky Elementary School - \$23,100

- Fire alarm replacement design - \$23,100

Prince Elementary School – \$29,092

- Mustang room HAVC replacement - \$14,016
- Classroom 19 HVAC replacement - \$14,015
- Cooling tower water treatment repairs - \$1,061



Prince Classroom 19 HVAC Replacement

Rillito Center - \$44,258

- Weatherization - \$44,258



Walker Elementary School - \$2,534

- Cooling tower water treatment repairs - \$2,534

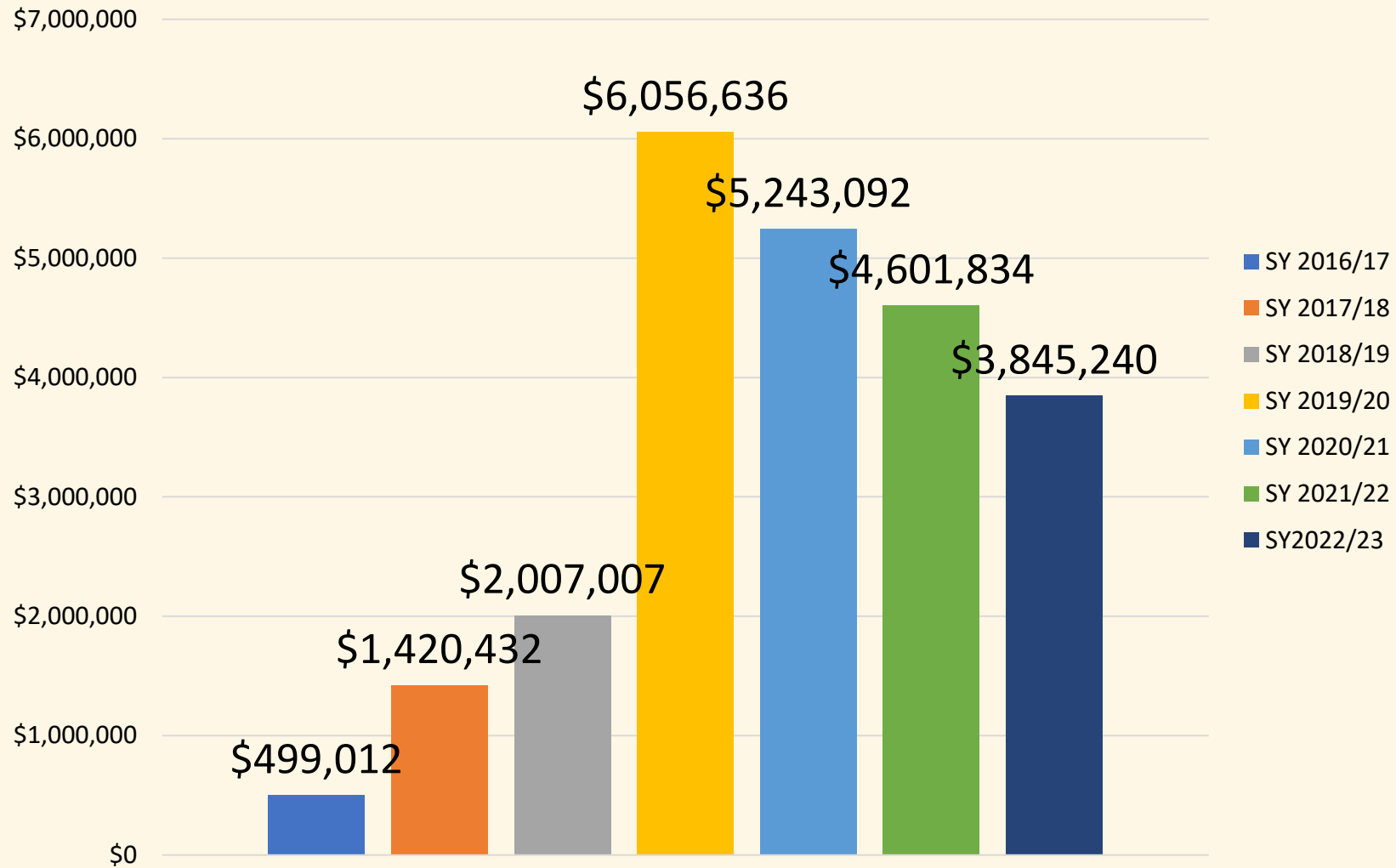
Wilson K-8 School - \$80,074

- MPR stage HVAC replacement design - \$15,845
- MPR roof assessment - \$5,315
- Underground hot water pipe repair - \$37,500
- Underground hot water pipe replacement design - \$21,414



Building Renewal Grant Expenditures

Total SY 2022 - 2023 - \$3,845,240





Facilities Renewal Bond Project Expenditures

\$5,243,971

Amphitheater High School - \$1,041,554

- Nurse's office improvements - \$54,588
- Classroom carpet replacement - \$11,971
- D building electric service upgrade design - \$22,352
- Fine arts security fencing - \$27,012
- Stadium light upgrades design - \$16,902
- Fire alarm device relocations - \$16,028
- Central plant # 1 pump replacement - \$30,079
- Campus PA system - \$166,933
- 100 & 200 Wing lighting - \$149,991



- Security fencing - \$76,918
- Access controls - \$274,274
- 700 building HVAC - \$17,821
- Fence painting - \$29,970
- Single point of entry security booth - \$20,122
- Access controls - \$8,146
- D building exterior ADA access improvements - \$86,512
- SW campus security fencing - \$30,207
- Security communication conduits - \$1,728



AHS Fine Arts Security Fencing



AHS D Building Access Ramp



Amphitheater Middle School - \$68,166

- 300 building roof coating - \$48,327
- 300 building soffit repair - \$6,688
- A building access controls - \$13,151



Canyon del Oro High School - \$1,233,362

- East parking lot replacement design - \$3,983
- Central plant renovation design - \$4,870
- Central plant renovation - \$483,671
- East parking lot reconstruction - \$533,123
- BN building HVAC - \$8,542
- E building HVAC controls - \$16,959
- Chilled water valve replacement - \$11,505
- Bottle fillers - \$32,176
- Sidewalk and retaining wall - \$32,615
- A building access controls - \$15,210
- Fine Arts building VFD replacement - \$5,771



- Softball field handicap access improvements - \$84,937



CDO Parking Lot Reconstruction



Copper Creek Elementary School - \$223,246

- HVAC controls - \$134,139
- MPR electrical - \$8,600
- Exterior lighting - \$15,360
- Exterior painting - \$35,789
- A building access controls – 29,358





Coronado K-8 School - \$244,071

- A, E, H & J building roof coating - \$104,308
- Marque electrical service - \$8,800
- F building roof replacement - \$15,744
- Chilled water pump replacement - \$13,095
- Access controls - \$5,573
- Activity gym canopy roof replacement - \$8,030
- Band room carpet replacement - \$23,908
- Site and playground improvements - \$64,613



Cross Middle School - \$124,902

- Bottle fillers - \$7,236
- Cafeteria HVAC replacement - \$27,474
- Access controls - \$3,410
- Parking lot restoration - \$86,782





Donaldson Elementary School - \$76,630

- Campus access controls - \$51,905
- Bottle fillers - \$2,000
- A building exterior painting - \$20,765
- Roof structural review for HVAC replacement - \$1,960



Ironwood Ridge High School - \$415,610

- Irrigation well design - \$57,150
- Lecture Hall renovations - \$88,063
- A building carpet - \$1,839
- Bottle fillers - \$33,365
- A building access controls - \$12,844
- Main gym bleacher repairs - \$59,984
- Main gym & FA auditorium painting - \$100,368
- Parking lot reconstruction - \$60,702
- Main gym & FA weatherization - \$1,295





Harelson Elementary School - \$150,539

- Access controls - \$59,918
- PA system - \$83,413
- A building exterior painting - \$7,208

Holaway Elementary School - \$13,908

- Access controls - \$13,908



Innovation Academy - \$26,542

- Exterior railing - \$11,019
- Chiller/cooling system assessment - \$9,950
- A building access controls - \$5,573





Keeling Elementary School - \$225,001

- Bottle fillers - \$8,853
- A building HVAC replacement - \$72,412
- A building access controls - \$5,301
- HVAC controls - \$138,435





La Cima Middle School - \$282,653


- Kitchen HVAC replacement - \$51,689
- Access controls - \$65,626
- Parking lot reconstruction - \$165,338





Mesa Verde Elementary School - \$160,826

- Exterior door replacements - \$155,362
- Bottle fillers - \$5,464





Nash Elementary School - \$78,130

- A building access controls - \$5,301
- Exterior repairs & painting - \$72,829





Painted Sky Elementary School - \$89,779

- Access controls - \$10,642
- Bottle fillers - \$21,890
- A building paint & carpet - \$57,247





Prince Elementary School - \$157,825

- Access controls - \$2,163
- C building HVAC design - \$22,060
- A building access controls - \$5,463
- C building HVAC renovations - \$109,162
- C building HCM abatement - \$18,977

Rillito Center - \$48,091

- Security fence - \$7,808
- Pool plastering and exterior improvements - \$40,283



Rillito Pool Re-Plaster



Rio Vista Elementary School - \$130,514

- Activity gym HVAC replacement - \$32,584
- Access controls - \$70,420
- PA system - \$27,510



Wilson K-8 School - \$328,979

- Central plant expansion tank replacement - \$15,515
- A building access controls - \$19,292
- Exterior painting - \$86,447
- North MPR interior improvements – 207,725





Walker Elementary School - \$123,647

- Access Controls - \$32,197
- Chilled water pump replacement - \$7,192
- A building access controls - \$5,463
- Bottle fillers - \$16,394
- F building HVAC replacements - \$62,401



Bond Expenditures - Transportation

- 3 – 84 Passenger Buses - \$627,661



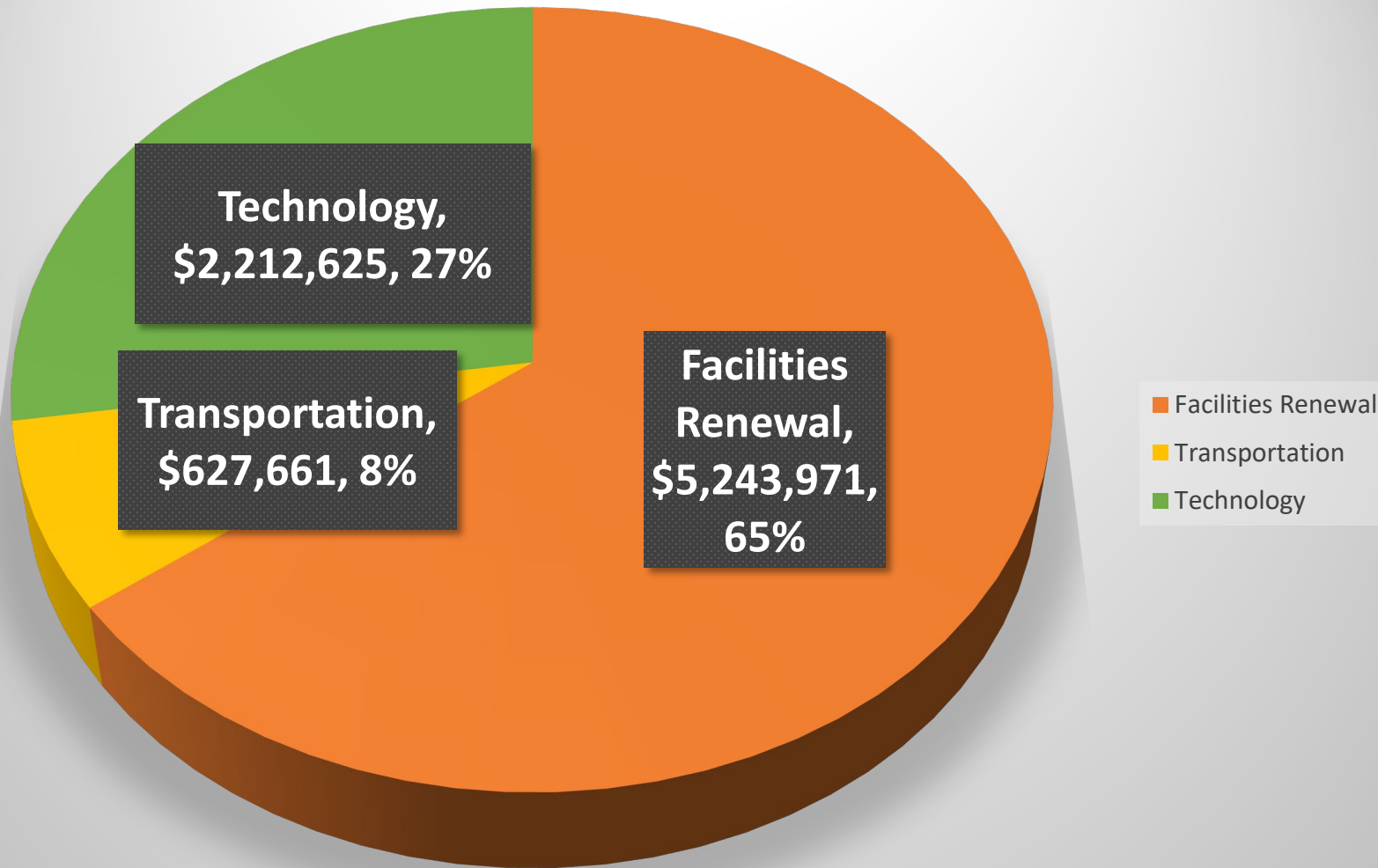


Bond Expenditures - Technology

- **Computers, technology equipment, cabling and infrastructure - \$2,212,625**

2022-2023 SY Bond Expenditures

\$8,084,257





2022 - 2023 SY Facilities Expenditure Summary

| | |
|--------------------------|--------------|
| • Adjacent Ways | \$ 222,939 |
| • Building Renewal Grant | \$ 3,845,240 |
| • Bond | \$ 5,243,971 |
| Total | \$ 9,312,150 |



Questions?