

# Supporting Digital Learning at Home

Recommendation for this handout:

## My Child's Credentials

Username/Student ID #: \_\_\_\_\_

Password: \_\_\_\_\_




Google Account: StudentID#@student.amphi.com

\*\*\*NOTE: Computer Log-in, Google & HelloID have the same password

1. Follow the Google Bookmark Bar Set-up.
2. Flip over the page and use the Bookmark bar to access digital curriculum.
3. Use HelloID once you have mastered the Bookmark bar.

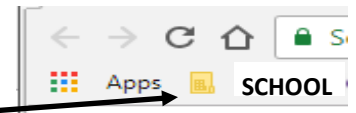
## Google

- ◆ All students have an assigned district Google account (\_\_@student.amphi.com)
- ◆ Google Account includes: Drive, Classroom, Digital Curriculum account synchronization, and more
- ◆ Google Bookmark Bar: This is a site bookmark bar that is accessible on any device and is loaded with the students favorites and needed extensions when using the Chrome browser.

1. Open Google Chrome- 
2. Click on the three dots  or the orange exclamation  in the upper right.
3. Click on settings
4. Click "SIGN IN TO CHROME"
5. Use the Google Account (\_\_@student.amphi.com) to sign in.
6. Click "Link Data" and then "Okay Got It"



You will then see the Bookmark Bar with a school folder with site specific apps and the bar may include some of the applications your child uses at school.



## HelloID

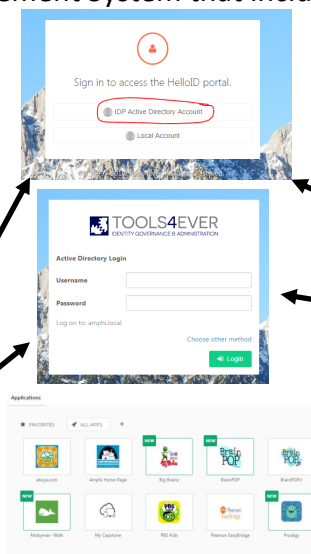
- ◆ HelloID is a Program/Password Management System that includes applications unique to each school and grade

### Option A

1. Use Chrome and Sign in to Google Bookmark Bar
2. Click on the school folder and Go to Hello ID
3. Click IDP Active Directory Account
4. Sign in using Student ID number for username and password for the

### Option B

1. Go to www.Helloid.amphi.com
2. Click IDP Active Directory Account
3. Sign in using Student ID number for username and password for the Desktop.
4. You will then be prompted to install the HelloID extension at the top of the screen



## ELEMENTARY

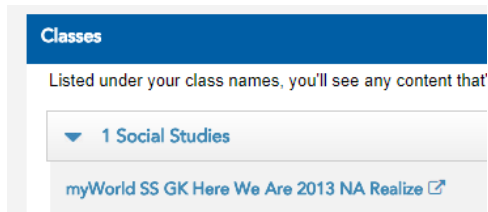
### Social Studies Curriculum

Program:


Pearson Realize- MyWorld (SS)

To access:

1. From the Google Bookmark Bar Click on Pearson EasyBridge
2. Select the content area



3. Select the textbook



### Reading & Language Programs

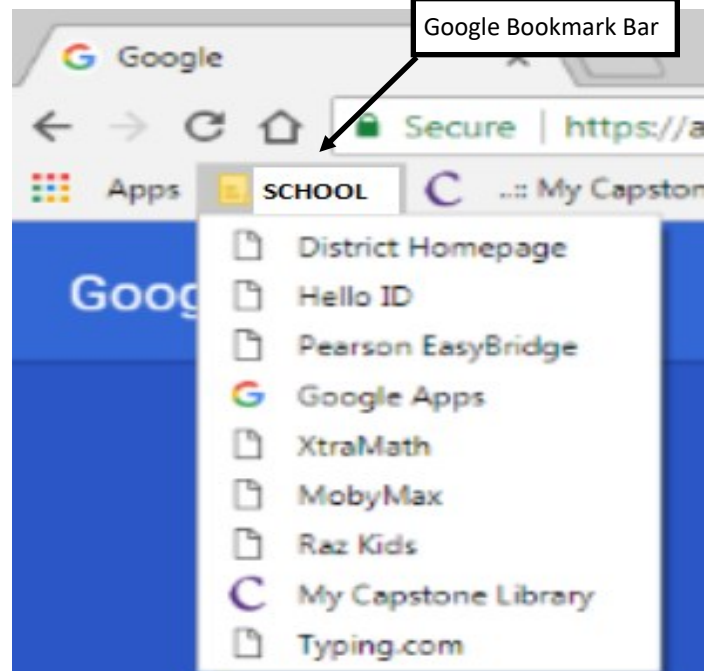
Program examples: Waterford, i-Ready

To access:

1. From the Google Bookmark Bar Click on HelloID
2. Click IDP Active Directory
3. Click the specific application

### Tips for Parents

- ◆ Have access to passwords to devices and accounts.
- ◆ Keep devices in common areas so web material can be monitored.
- ◆ Use parental controls on all devices.
- ◆ Have frequent conversations about online safety and technology use.



### Math Curriculum

Program:

McGraw Hill– Everyday Math (K-5)

To access:

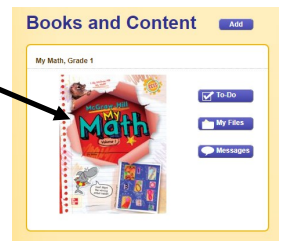
1. From the Google Bookmark Bar Click Google Apps

2. Scroll down and click



McGraw-Hill Educ...

3. Click on the Book



### Typing Curriculum

Program: Typing.com

To access:

1. From the Google Bookmark Bar Click Typing.com
2. Click Log in with Google

